

CHAIN OF CUSTODY

Borg Manufacturing has PEFC Chain of Custody (CoC) certification to ensure the wood in COLOURpyne products is legally sourced from sustainably managed forests. Documentation is available at www.colourpyne.com.au

SUSTAINABILITY

Borg Manufacturing is committed to an eco-friendly and sustainable environment. It is an intrinsic part of our manufacturing and overall business ethos, with decisions made so that they have minimum negative impact on the environment.

CLEANING AND CARE INSTRUCTIONS

Keeping your COLOURpyne Melamine surfaces clean is easy. Care should be taken to wipe up spills immediately. Regular cleaning simply involves wiping with a clean, damp cloth and warm soapy water. For more stubborn stains use a mild household cleaning spray.

If wipe marks are noticeable on COLOURpyne Gloss melamine surface finish, it is generally due to greasy residue that has been left on the surface in the cleaning process.

It is recommended to do a final wipe over with soapy water and a dry clean cloth to remove any residue and restore the Gloss appearance.

SAFE WORK PRACTICES

Work and storage areas should be well ventilated, and cleaned regularly. Wood dust should be removed by vacuum cleaning or by the wet sweeping method – not by compressed air systems. All sawing, sanding and machining equipment should be fitted with efficient dust extraction systems. Hand power tools should be fitted with dust bags. If skin irritations occur, long-sleeved shirts, trousers and comfortable work gloves should be worn. For respiratory protection, respirators/dust masks should be worn. These should comply with AS/NZS 1716. Safety glasses should be worn when machining substrates. Eye protection must conform to AS/NZS 1337. As a reconstituted panel product made from wood, resin and wax, users should be aware that as with all wood and timber products, prolonged exposure to wood dust and/or formaldehyde from MDF or particleboard may be harmful to your health. For more information please refer to the relevant COLOURpyne Material Safety Data Sheet at www.colourpyne.com.au

IMPORTANT NOTE AND DISCLAIMER

The information contained in this brochure is current as of July 2019 and replaces all previous Borg Manufacturing product information relating to COLOURpyne Melamine. Borg Manufacturing reserves the right to change the information contained in this brochure without prior notice.



Borg Manufacturing has used its reasonable endeavours to ensure the accuracy and reliability of the information contained in this brochure and, to the extent permitted by law, will not be liable for any inaccuracies, omissions or errors in this information nor for any actions taken in reliance on this information. It is your responsibility to visit www.colourpyne.com.au to confirm that you have the most up to date information available.

The contents of this brochure are copyright protected. The reproduction of all or part of the contents of this brochure is prohibited without the prior permission of Borg Manufacturing.

COLOURS, PATTERNS & FINISHES

Please refer to www.colourpyne.com.au to check colour and finish availability, and to view larger sections for true representation of the overall design.

The colours shown are as close to the actual colours as the printing process will allow. Actual product samples should be viewed to determine true colours.

Order free samples at www.colourpyne.com.au

It is normal for installed melamine to show minor colour variation from selling samples or minor variations between production runs. Our quality controls during the manufacturing process seek to minimise potential for variance and ensure any variation is within recognised industry standards.

Colour appearance can vary depending on the type of light under which a sample is viewed and the light sources where the melamine is installed. Viewing of the sample at your residence and under as many different light conditions as possible prior to making your final decision is recommended.

Due to the gloss reflective surface, some imperfections may be noticed in the surface due to slight substrate variation, contamination from packaging and transport, and marking of the surface from handling. This is inherent with the gloss surface. COLOURpyne Gloss is also supplied with protective film* on the top side of the panel. Although application of the protective film is intended to provide some protection to the gloss surface, it is possible that contamination can be trapped between the film and gloss surface. Whilst Borg Manufacturing take precautions to minimise the occurrence of this, it is not completely avoidable. It is therefore both necessary and recommended that the gloss surface is inspected by the joiner to identify any defects on the intended work piece surface.

*Alpine White Gloss is not filmed.



p 1300 500 250 f 1300 500 255

www.borgmanufacturing.com.au

COLOURpyne

Decorative Melamine Board



www.colourpyne.com.au



COLOURpyne®

ELEGANT

The sophisticated range of colours and woodgrains delivers an authentic appeal, in a choice of finishes that include smooth, lightly textured, shiny gloss and embossed woodgrain, to enhance both residential and commercial cabinetry applications.

PRACTICAL


A pre-finished product that successfully delivers a cost-effective option for a modern look, COLOURpyne Melamine is a progressive approach to design. Characteristics selected with an eye for quality and permanence are balanced with an independence of spirit. COLOURpyne Melamine is durable, hygienic and low maintenance.

COLOURpyne Melamine doors and panels are Australian made and come with a 7 year warranty, giving you peace of mind.

In addition to domestic internal joinery, COLOURpyne is also ideally suitable for many interior commercial applications. Such applications include, but are not limited to, hospitality, retail, aged care, commercial furniture and fit-out, and educational furniture. The COLOURpyne commercial melamine board range allows for extensive design opportunities to suit any commercial environment.

COLOURpyne®
NATURALE


Naturale is a woodgrain embossed finish, designed to match the look, feel and warmth of timber veneer at an affordable price, while retaining the durability and low maintenance properties of melamine. Matching Naturale finished edging is supplied for a completely natural look to your joinery and furniture.



Almond Sand




Coastal Elm



Bavarian Oak




Emil Teak




Flaxen Grove



Dusky Elm



Acacia Grove




Como Walnut



Tasman Elm



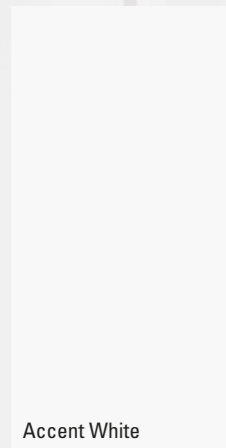
Fiordland Elm



Antoga Wenge




Black




Accent White




Whitewood



Balsa Finline



Oyster Finline



Mushroom Finline



Trebble Beech



Coronet Beech



Smokey Finline



Ebony Finline



Charred Oak

Order free samples at:
www.colourpyne.com.au



COLOURpyne®
GLOSS

COLOURpyne's Gloss finish combines a stunning smooth surface with a medium level of sheen, adding a level of opulence to residential and commercial design. Gloss is perfect for everyday living, with easy cleaning and maintenance.



Order free samples at:
www.colourpyne.com.au

COLOURpyne®
FULL RANGE

The COLOURpyne range features a palette of contemporary and classic prints from solid to authentic woodgrains, including leading edge timberprints featured in the Naturale Range.

G = Gloss D = Decor N = Naturale V = Velvet



Order free samples at:
www.colourpyne.com.au